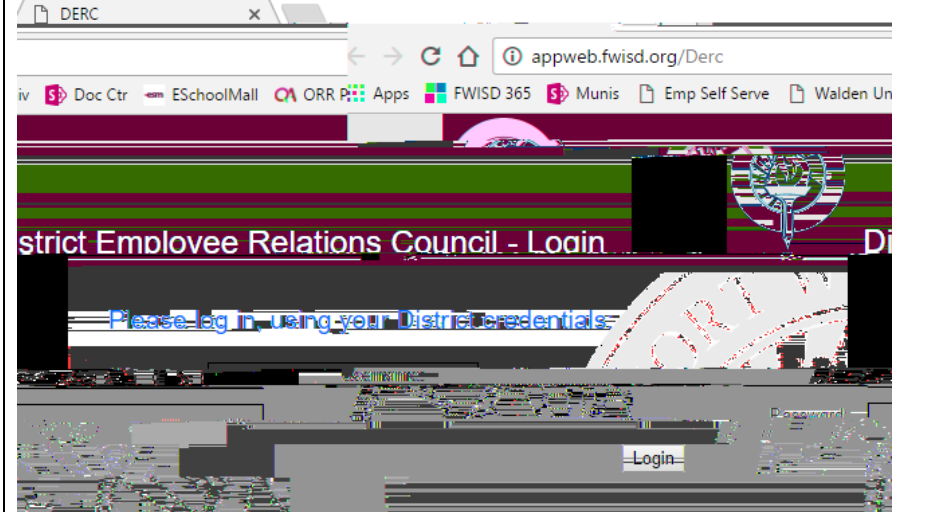

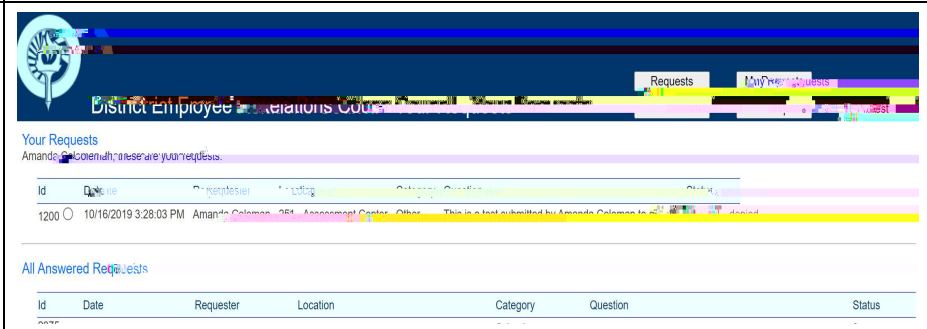


DISTRICT EMPLOYEE RELATIONS COUNCIL

Campus DERC Question/Issue Online Tool

<p>Go to this link: http://appweb.fwisd.org/Derc</p> <p>Sign in using your Active Directory Login</p>	 <p>The screenshot shows a web browser window with the URL appweb.fwisd.org/Derc. The page title is "District Employee Relations Council - Login". It features a navigation bar with links for "Doc Ctr", "ESchoolMall", "ORR", "Apps", "FWISD 365", "Munis", "Emp Self Serve", and "Walden Un". Below the navigation bar is a large banner with the text "Please log in using your District credentials" and a "Login" button.</p>
<ol style="list-style-type: none"> 1. Select your campus from the drop down menu. 2. Select the category of your question / issue. 3. Type in your question / issue. 4. Click Submit. 5. If you have another submission, you can enter another, or, you can logout. 	 <p>The screenshot shows the "District Employee Relations Council" question submission form. It includes a navigation bar with "Requests" and "My Requests" buttons. The form has several sections: "Requester Information", "Request Category", "Request Location", "Request Date", and "Request Description". There are also "Submit" and "Cancel" buttons.</p>
<p>You can see your requests if you click on My Requests</p> <p>Once the requests have been answered, you can see the responses here also</p>	 <p>The screenshot shows the "My Requests" page. It displays a table of requests with columns for "Id", "Date", "Requester", "Location", "Category", "Question", and "Status". The first row shows a request submitted by Amanda Coleman on 10/16/2019 at 3:28:03 PM. Below the table, there is a section for "All Answered Requests" with a similar table structure.</p>